






Prior's Mill CE Primary School Reception Long Term Plan Cycle B

	Autumn 1	Autumn 2	Spring 1		Summer 1	Summer 2
Theme	What Makes Me Special?	Let's Celebrate!	Do you have a favourite Story?		What Can You See?	We Are Going on An Adventure!
Key Texts						
Personal Social and Emotional Development	<p>Make friends, share, take turns and work together</p> <p>Feelings and emotions</p> <p>Hand hygiene, independent toileting, including wiping.</p> <p>Prior's Promise, skills and talents</p> <p>Class routines</p> <p>Dress and undress with support for PE</p>		<p>Further develop friendships and relationships with adults</p> <p>Explore artefacts and texts to explore other religions and beliefs</p> <p>Adapt behaviour and emotions when attending a large gathering e.g. worship</p> <p>The Mustard Seed parable</p> <p>Dress and undress independently for PE sessions</p>		<p>Prepare for the transition into Year1</p> <p>Consider the thoughts and ideas of others</p> <p>Understand actions and words affect others</p> <p>Children to speak in a variety of situations</p> <p>Develop children's confidence when expressing their own ideas</p>	
Physical Development	<p>Line up and queue when moving around school</p> <p>Carry tray with a plate at lunchtime</p> <p>Fine motor skill development</p> <p>Comfortable pencil grip</p> <p>Weekly yoga sessions</p>		<p>Use a knife and fork when cutting food and carry their tray with a plate and cup at lunchtime.</p> <p>Weekly PE sessions (spatial awareness/travelling in a variety of ways)</p> <p>I-Wall to develop hand eye coordination ball games</p> <p>Form graphemes correctly when writing independently</p> <p>Healthy eating and toothbrushing</p> <p>Visit from the dentist</p>		<p>Dance and gymnastics skills</p> <p>Gross motor skill development</p> <p>Team games</p> <p>Letter formation, forming upper- and lower-case letters correctly</p> <p>Visit from the school crossing patrol</p> <p>Visit from police (road and pedestrian safety)</p>	
Communication and Language	<p>Familiar role play</p> <p>Retell familiar stories through play.</p> <p>Use new vocabulary linked to our Prior's Promise.</p> <p>Explore fact files about animals.</p> <p>Talk about stories, the main characters, settings, predict what might happen next etc.</p> <p>Favourite nursery rhymes</p>		<p>Story based role play</p> <p>Non-fiction texts, asking who, what, when, why, how questions.</p> <p>Familiar stories to discuss characters, setting, sequence events and make predictions</p> <p>Talk about new and familiar stories</p> <p>Story language: once upon a time, one day, they lived happily ever after</p>		<p>Non-fiction books, information sheets and use the internet to find information supported by an adult</p> <p>Talk about stories, focussing on main events, characters, feelings and setting</p> <p>Predict what could happen next in a story</p> <p>Talk and ask questions about life cycles and how things happen</p>	
Literacy	<p>Recognise phonemes</p> <p>Oral blending</p> <p>Basic book skills – front cover, blurb, title, author, illustrator etc.</p> <p>Recognise and write first name</p> <p>Segment to write cvc words</p> <p>Write labels</p> <p>Begin to form lower case letters</p>	<p>Read some sight words</p> <p>Blend to read using phonic knowledge to read phrases</p> <p>Write lists and phrases</p> <p>Use finger spaces</p> <p>Continue correct letter formation for graphemes.</p> <p>Begin to write between/on lines</p>	<p>Begin to read simple sentences</p> <p>Book skills including language related to non-fiction books.</p> <p>Practice letter formation</p> <p>Write simple sentences using finger spaces</p> <p>Begin to form capital letters correctly</p>	<p>Read sentences</p> <p>Reread familiar and favourite stories</p> <p>Write simple sentences using finger spaces correctly</p> <p>Use capital letters and full stops</p> <p>Use connective 'and' to join ideas together when writing</p> <p>Form capital letters correctly</p>	<p>Read sentences and discuss what they have read</p> <p>Write an extended sentence using adjectives and time words (instructions)</p> <p>Use a capital letter and full stop correctly</p> <p>Share independent writing with peers and adults</p>	<p>Read and write extended sentences using a range of connectives e.g. and/so/but</p> <p>Write simple recounts and short narratives</p> <p>Form upper and lower case letters correctly</p>
Mathematics	<p>Count and make sets within 10</p> <p>Subitise to 5</p> <p>More and less</p> <p>Repeating patterns a/b/a/b</p> <p>Length</p>	<p>Composition of numbers to 5</p> <p>Introduce number bonds for 5</p> <p>2D shapes</p> <p>Compose and decompose shapes</p> <p>Tessellation</p> <p>One more and one less</p>	<p>Composition of numbers 5, 6, 7 and 8</p> <p>Number bonds for 5</p> <p>Double facts to 5</p> <p>Combine 2 groups of objects</p> <p>Count beyond 10</p> <p>Explore patterns in numbers e.g. Odd and even numbers</p> <p>Capacity</p>	<p>Composition of 9 & 10</p> <p>Number bonds for 10</p> <p>Subitise to 10</p> <p>3D shapes</p> <p>Repeating patterns a/b/b/a/b/b</p> <p>Weight</p>	<p>Numbers beyond 20</p> <p>Patterns in numbers</p> <p>Double facts to 10</p> <p>Number bonds for 5 and 10</p> <p>Addition and subtraction skills</p> <p>More and less</p> <p>Subitise</p>	

Prior's Mill CE Primary School Reception Long Term Plan Cycle B

Understanding the World	Autumn Harvest and farmers Local environment (School building, Clifton Avenue, local landmarks) Family and special people	Winter History of Bonfire Night Fire safety (Firefighters visit) Hindu festival of Diwali Nativity story and Christmas Characters and Settings from the past	Winter and Spring Chinese New Year Images, objects, and characters from the past Program the Codeapillar Create simple maps		Summer Life cycles (human, frog, butterfly, plant) and basic needs	Islamic festival of Eid Localities England and London. Other countries of interest Research the weather, animals, environment etc. Interpret and create maps
Expressive Arts and Design	Nursery rhymes and favourite songs Paint, colour mixing, printing and textures Open ended craft resources Artist Andy Goldsworthy (Natural Art)	Sing in a large group Joining techniques (Sellotape, masking tape, glue, staple) Cutting skills Artist Henri Matisse (Collage Christmas card project)	Listen to a range of music and respond Percussion instruments Short songs, new nursery rhymes and chants. Painting Joining techniques (split pin, ties) Plan and design skills Artist Van Gogh Sunflowers (Painting with different media for a purpose - Mother's Day/Easter Card project)		Collaborate with others Evaluate products made Artist Picasso (faces – using a range of materials playdough, clay, salt dough)	Perform songs to an audience Evaluate and improve craft projects refining joining and cutting techniques.
RE	Christianity Being special: where do we belong?	Christianity Why do Christians perform Nativity plays at Christmas?	Christianity & Islam Which stories are special and why? Explore special books from both faiths and share children's bible and Quran stories.	Christianity Why do Christians put a cross in an Easter garden?	Islam How do Muslims show they belong? Mosque, traditional dress, the Quran and the 5 Pillars of Islam.	Thematic Which places are special and why?
Enrichment	Parent workshop Parent Phonics/Early Reading meeting	Fire service visit Nursery Rhyme week Reverend Radley – Christmas Christmas Performance for parents Christmas bedtime story session	Dentist visit Educational visit linked to a story e.g. Hardwick Park Easter Celebration for Parents Parent Easter workshop Easter bedtime story session Mother's Day Valentine's Day Science week National Careers week		Crossing Patrol visit Police visit Tadpoles Caterpillars	New teacher visits Visits to new classroom End of EY Graduation for Parents